



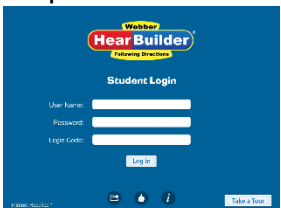
Games and Following Directions App


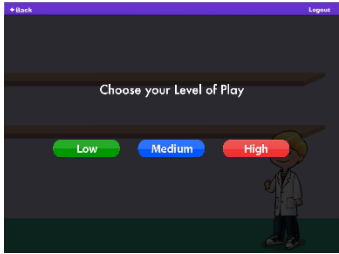


Games, indoor or outdoor, no matter how simple can be complicated for some children. There are rules and conventions, interactions with others and understanding of language. “Following Directions” app can be used to build confidence and ability in comprehension and sequencing skills, encourage the development of auditory memory and listening skills.

There is a good supply of questions on the free version when you “take a tour”. Positional words, colours and names of common toys are used to perform choices of selection to create and build a Toy Factory; Words like “before” and “after” are practised as you pack boxes; with toys sentences using “if” are practised to load the lorries bringing toys from the factory. Vocabulary of basic numbers, some adjectives (small, large) are also practised. The child is kept focused by dragging the items across the screen.

The free tour gives you to 3 levels of difficulty, low medium and high. If you wish to advance to have access to more levels then you are directed to the website Hearbuilder.com.

Follow the steps below to have some fun with directions

<p>Step 1</p> 	<ul style="list-style-type: none"> Search for Hearbuilder Following Directions on the app store or on google play.
<p>Step 2</p> 	<ul style="list-style-type: none"> You will get general information about playing the game at this screen.
<p>Step 3</p> 	<ul style="list-style-type: none"> Just click on “take a tour” and you can avail of a free trial version that has 3 levels of difficulty

<p>Step 4</p> 	<ul style="list-style-type: none"> Now you can choose the game you want to play. The format for each of the games is similar but with differing tasks. Have a go at “Tool Room” or “Toy Machine” to get used to the game. The other games have more complex kinds of tasks.
<p>Step 5</p> 	<ul style="list-style-type: none"> Choose the level you want to play
<p>Step 6</p> 	<ul style="list-style-type: none"> Then you will hear more help to play the game. You can skip this one in the future when you get used to performing the particular tasks. (This varies depending on which task room you have chosen at step 3)
<p>Step 7</p> 	<ul style="list-style-type: none"> There are 10 tasks to perform in each game.(e.g. “put the green Frisbee in the box”, “make the toy large and press go”). It keeps you listening attentively with a nice amount of repetition to reinforce the concept. If you need to hear the question again, click on 